



Greystone Short Bond Plus Fund

\$9.4B (C\$) in Fixed Income Assets Under Management¹

Why Invest with TD Greystone Asset Management

- We understand how fixed income risks can interact with equities and alternative investments
- We seek to deliver a bond strategy that provides stability to your portfolio in periods of stress, along with yield enhancement from private commercial mortgages

Investment Philosophy

- We believe fixed income portfolios should add value while also balancing the equity and liquidity risk of the total investment program
- To accomplish this we have developed a multi-strategy fixed income approach that will harvest value from interest rates and credit when they are attractive and will defend when opportunities are unattractive

Key Characteristics

\$428.8M

Bond Plus AUM
Fund AUM: \$19.3M

2.7YRS

Modified Duration
Benchmark: 2.8^{YRS}

2.8%



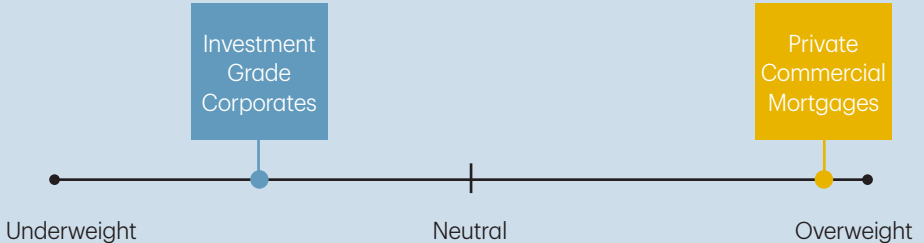
Yield to Maturity
Benchmark: 1.8%

104.4%

Turnover Rate
(12 Months)

42

Number of
Holdings

Our Approach	Credit Targets
 <p>We actively manage our fixed income portfolios, using a combination of fundamental and technical analysis</p> <p>Fundamental analysis seeks to identify the current stage of the interest rate and credit cycle by examining economic and monetary conditions</p> <p>Technical analysis examines the supply and demand factors allowing us to appropriately scale risk around our fundamental bias</p>	 <div style="text-align: center;">  </div>

	Annualized				
Figure 1: Performance (%)	Q2-19	YTD	1 Yr	3 Yrs	Since Apr-15
June 30, 2019					
Greystone Short Bond Plus Fund	1.2	2.9	5.0	2.8	2.7
FTSE Canada Short Term Overall	0.9	2.7	4.1	1.5	1.5
Difference	0.3	0.2	0.9	1.3	1.2

This figure shows the performance of the Greystone Short Bond Plus Fund in C\$, including cash; net of custodial fees, audit fees, transfer agent fees and administrative expenses; gross of investment management fees.

¹ The AUM shown is a combined total of all fixed income.

Figure 2: Portfolio Characteristics

	Greystone	FTSE Canada Short Term Overall
Maturity (yrs)	3.3	2.9
Macaulay Duration (yrs)	3.1	2.8
Modified Duration (yrs)	2.7	2.8
Yield (%)	2.8	1.8
Average Coupon (%)	3.5	2.6
Maturity (%)	Greystone	FTSE Canada Short Term Overall
Short (0-5 yrs)	83.2	100.0
Mid (5-10 yrs)	16.4	0.0
Long (+10 yrs)	0.0	0.0
Other*	0.5	0.0
Credit Quality (%)	Greystone	FTSE Canada Short Term Overall
AAA	21.9	51.6
AA	19.3	28.0
A	9.3	8.7
BBB	10.7	11.6
Mortgages	38.7	0.0
Average Quality	AA	AA
Sector Mix (%)	Greystone	FTSE Canada Short Term Overall
Federal	21.9	48.4
Provincials	9.2	18.1
Municipals	0.0	1.2
Corporates	30.1	32.2
Mortgages	38.7	0.0

* Consists of properties within Greystone Mortgage Fund that are expected to be sold. Excludes cash. June 30, 2019.

Figure 3: Top 10 Holdings

	Weight (%)
HSBC BANK CDA 2.938 JAN 14 20	2.7
ROYAL BANK CDA 2.030 MAR 15 21	2.2
407 INTL INC 2.470 SEP 08 22	2.0
TD BANK 2.692 JUN 24 20/25	1.8
BANK NOVA SCOTIA 2.270 JAN 13 20	1.7
INTER PIPELINE LTD 3.776 MAY 30 22	1.7
TELUS CORP 5.050 JUL 23 20	1.6
WELLS FARGO FINL CDA 3.040 JAN 29 21	1.5
CIBC 3.00 OCT 28 19/24	1.4
SUN LIFE FINANCIAL 2.750 NOV 23 22	1.4

Excludes cash. June 30, 2019.

Jafer Naqvi, CFA
 Vice President and Director,
 Fixed Income & Multi-Asset
 416.309.2586 | jafer.naqvi@greystone.ca

Sean Collins, CFA
 Vice President and Director,
 Institutional Relationships
 416.309.2183 | sean.collins@greystone.ca



Greystone.TD.com

Opinions reflect those of TD Greystone Asset Management as of the date hereof. The information contained herein has been provided by TD Greystone Asset Management and is for information purposes only. The information has been drawn from sources believed to be reliable. Graphs and charts are used for illustrative purposes only and do not reflect future values or future performance of any investment. The information does not provide financial, legal, tax or investment advice. Particular investment, tax, or trading strategies should be evaluated relative to each individual's objectives and risk tolerance.

TD Greystone Asset Management claims compliance with the Global Investment Performance Standards (GIPS). A GIPS compliant presentation is available upon request. TD Greystone Asset Management has been independently verified for the period from January 1, 2000 to December 31, 2018. The verification report(s) is/are available upon request. Verification assess whether (1) the firm has complied with all the composite construction requirements of the GIPS standards on a firm-wide basis and (2) the firm's policies and procedures are designed to calculate and present performance in compliance with the GIPS standards. Verification does not ensure the accuracy of any specific composite presentation.

TD Greystone Asset Management ("TD Greystone") represents Greystone Managed Investments Inc., a wholly-owned subsidiary of Greystone Capital Management Inc. ("GCM"). GCM is a wholly-owned subsidiary of The Toronto-Dominion Bank.

In Canada, TD Greystone Asset Management is a registered portfolio manager, exempt market dealer and investment fund manager. TD Greystone Asset Management is registered as an investment adviser with the Securities and Exchange Commission in the United States.

Products and strategies shown are currently only offered through TD Greystone Asset Management. For more information on the strategies and products shown please visit <https://greystone.td.com>.

® The TD logo and other trade-marks are the property of The Toronto-Dominion Bank.